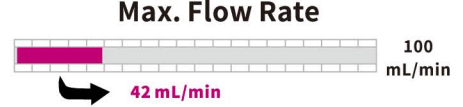



OEM Variable Speed Peristaltic Pump

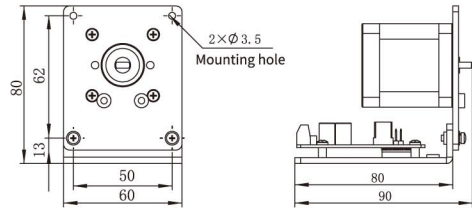


T100-S320



Multi-control Modes.
Special pump head mounting bracket can be fitted with single KZ15-14 or KZ10-24 pump head.
Ideal OEM peristaltic pump for equipment and instruments.
Soleplate or panel installation.

Installation Drawing



Pump Specification

Items	Specification
Speed	≤100rpm
Speed resolution	0.1rpm
*Direction control	Direction is controlled by external switch signal. CW when switch is open, CCW when switch is closed.
*Start/stop control	Start/stop is controlled by external switch signal. Pump runs when switch is open, stops when switch is closed.
*BCD dial switch speed control	The speed is divided into 15 grades. BCD position 1-F corresponding to 5, 10, 15, 20, 25, 30, 35, 40, 45, 50, 60, 70, 80, 90, 100 (rpm)
*External speed control(optional)	4-20mA corresponding to 0.1-100rpm, 0-5V corresponding to 0-100rpm, 0-10V corresponding to 0-100rpm, 0-10kHz corresponding to 0-100rpm.
**Communication pump ID	Pump ID range is 1-30, 31 is broadcast address.
**Bit rate	1200bps or 9600 bps
Dimension(L×W×H)	90×60×80(mm)
Relative humidity	<80%
Operating temperature	0 to 40°C
Power supply	DC11.4V-25.2V/12W

Note: Items with * are only available for products with dial switch and external speed control signal.

Pump Selection Table

Model	Product Code	Control Mode	Certificate
T100-S320	05.60.130	Dial switch and external signal (4-20mA)	Meet RoHS requirement
T100-S321	05.60.131	Dial switch and external signal (0-5V)	
T100-S322	05.60.132	Dial switch and external signal (0-10V)	
T100-S323	05.60.133	Dial switch and external signal (0-10kHz)	
T100-S502	05.60.202	RS485 communication	

Model (Product Code)	Pump Head (Product Code)	Channel Number	Roller Number	Roller/Housing Material	Speed (rpm)	Tubing	Max. Flow Rate (mL/min)
KZ10-24-A	05.01.27A	2	4	POM	≤100rpm	ID≤3.17mm Wall thickness 0.86mm	23
KZ10-24-C	05.01.27C			PVDF			
KZ15-14-A	05.01.28A	1		POM		13" 14" 19" 16"	42
KZ15-14-C	05.01.28C			PVDF			